



CAPITAL 200 US

CAPITAL 200 US



DESCRIPTION

Owing to efficient ultra-narrow optics, CAPITAL 200 US delivers a supremely remarkable output with outstanding performances at long distances from a compact body. Its modern design and extremely sleek profile allow smooth blending in every architectural background making it the ideal solution for medium to large installations requiring discreet but powerful luminaires.

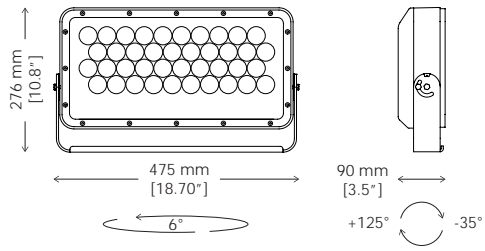
MAIN FEATURES

- Max. delivered lumen output: 6774 lm / 64 lm/W
- Size: (HxWxD) 276x475x90 mm / 10.8x18.7x3.5"
- Control system: DMX-RDM, DALI DT8, DALI, remote wireless data
- Medium-sized floodlight featuring efficient ultra-spot optics for long-shot effects with accurate beam angle definition

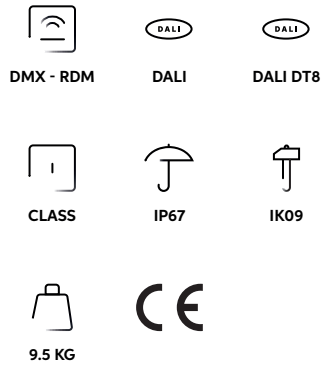
LED COLOUR CONFIGURATIONS



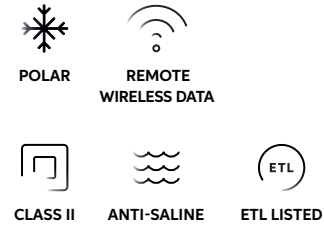
CAPITAL 200 US




FEATURES




OPTIONS



LED COLOUR CONFIGURATIONS



FINISHES



MORE INFO



CODES

AL5010 CAPITAL 200 US
AL5012 CAPITAL 200 US POLAR EDITION

PERFORMANCE	WATT	MAX LM OUTPUT	LM/WATT
CAPITAL 200 US RGBW	106	4572	43
CAPITAL 200 US DW	106	6774	64
CAPITAL 200 US W	106	6746	64

BEAM ANGLE REFERENCE	RGBW	DW/W
ULTRA SPOT	3.2°	3.2°



Mexico – Metropolitan Cathedral, Mexico City